

# my english my way 2025

unique teachers for unique students



DEASCUOLA

## AI in English Language Teaching

Enhancing efficiency, engagement & pedagogy

Sophia Mavridi



# Hello!

I'm Sophia Mavridi



- Senior Lecturer in Educational Technology & TESOL (De Montfort University, UK)
- Teacher Educator & Consultant
- Researcher

# Overview

1. Introduction: exploring the AI landscape
2. AI for creating activities from YouTube videos
3. AI for creating interactive vocabulary games
4. AI for creating podcasts
5. Closing remarks
6. Q & A

# Mixed messages are making headlines







Image generated with MS Bing AI

As history unfolds, there is a pattern that is evident: every technological innovation comes with a wave of enthusiasm and fear.

- The internet
- Social media
- Online learning
- The press
- Even writing.

- Will AI revolutionise education?
- Is it the perfect student and teacher assistant?
- Does it signal the end of human intelligence?
- Will people stop learning languages?
- Will teachers lose their jobs?



**Are we asking the right questions?**

The impact **depends** on our

# choices

It's not just about the technology,  
it's about *why* & *how* we use it.

# We need to **shift** the conversation



What AI tools should I use?

Will AI take over my job?

Will AI destroy education?



How can I enhance my pedagogy?

How can AI work *for* me, not *against* me?

What precautions should I take with AI?

# As educators our role is complex

We need to create opportunities for students to learn in new and dynamic ways  
But we also need to enhance our own creativity and productivity  
The best way to do this is to *first* explore these opportunities in our teaching practice.



How can we enhance **pedagogy**,  
student **engagement**, and our  
**efficiency** (more quality in less time)?

# AI as a Virtual Assistant



## Support, not replace

Use AI to reduce your workload in ways that directly benefit teaching quality.

## Take the lead

Guide AI; make informed decisions; always check and adjust what AI produces.

## Aim for quality, not quantity

It is a myth that  
teachers need many  
technologies to  
teach well

Choose two tools  
& familiarise  
yourself with  
them

Explore the  
rest when  
you feel  
ready

# Demo

For the next 40min or so we will look step-by-step at how you can use AI as a virtual assistant.



A digital handout will be available at the end

# Summary of the technologies explored

**Question Well** for creating fun educational activities from **YouTube videos**

[app.questionwell.org](https://app.questionwell.org)

**WordWall** for **ice-breakers**

[wordwall.net](https://wordwall.net)

**Quizlet** for creating interactive **vocabulary games**

[quizlet.com](https://quizlet.com)

**Google NotebookLM** for generating **podcasts**

[notebooklm.google](https://notebooklm.google)




A digital handout with step-by-step guidance will be available at the end

Disclaimer: The technologies presented in this session are for educational purposes only, not for promotion

# In what way will this enhance my pedagogy?

- Multimedia learning
- Language practice & revision
- Fun & game-based learning
- Efficiency for the teacher (more quality in less time)
- Teacher upskilling
- Ideal for bilingual teachers who want to give students exposure to more advanced English (podcast).





Closing remarks: 5 key take-aways

# Pedagogy first

Always start by asking:

**What do I want my students to learn?**


Then ask:

**What tools can I use for this?**



# Practise hands-on

- There is a digital handout with step-by-step guidance; text, images & videos.
- BUT be prepared to learn through trial and error.
- Technology is something we *do*, not just something we *understand*. The theoretical part is very important, but we must try it to know how to use it.



# Technologies are **NOT** static

- They evolve
- Features change; they may be free but become paid later
- We need to always look beyond the tool. Tools can be replaced.




# Free or **paid** technologies?



- Paid tools have more features, better privacy settings and no ads.
- BUT, always start from the free option. Try it; check if it's user-friendly and useful for your context.
- Invest in a paid subscription—you or your school—once you have evaluated the tool.
- Give some time to train students as well.

# Will teachers be **replaced** by AI?

- **Absolutely not.** Teachers are irreplaceable. AI could never be a substitute for teachers' professional judgement and the personal relationship they have with their pupils.
- **Stay in charge.** Always have the final say when using AI in your teaching practices.
- **Review and adapt.** Even if AI helps create activities, always review, edit, and adjust them to meet your students' needs.
- AI in education relies on **your expertise** and active involvement as a teacher.



*As educators we need to ensure that what we teach is what people actually need for their **real lives**, in the **real world**.*

– Michael Carrier, in the book *English for 21<sup>st</sup> Century Skills* (Mavridi & Xerri, 2020)

# Digital handout

■ Deascuola conference my English my way 2025



Sophia Mavridi

## Session Overview

The rise of AI has brought about both optimism for its potential and concerns about its implications for English Language Teaching. Designed to address teachers' needs and concerns, this session will introduce practical ways to integrate AI. Focusing on efficiency, student engagement, and pedagogy, the session demonstrated how AI can help teachers streamline lesson preparation while inspiring students with innovative activities. The session included step-by-step demonstrations, practical insights and actionable strategies to help teachers make their teaching more innovative and time-efficient!



### How to use this digital handout

Use this handout to revisit the activities and technologies

[cutt.ly/ITALY2025](https://cutt.ly/ITALY2025)



# Grazie mille!

smavridi@dmu.ac.uk



**Disclaimer:** The images and icons used in this presentation are sourced from Microsoft 365's royalty-free media library.